

# Annual Report

## Small Rural District in Eastern Washington

Dear Neighbors,

We would like to take this opportunity to share with you some of the various aspects of successes we accomplished this past year by providing you with this annual report. The annual report will show district data for the 2017-18 school year.

The state assessments are one indicator of how well students have successfully mastered the standards in core academic areas. Scores are used by educators to provide information regarding specific learning and program needs. Also, educators have used results as one indicator to help create student growth goals on their evaluations.

The assessment results are pro-

### Mission Statement of Almira School District

**“Giving our students the toolbox needed to build a successful future.”**



### BOARD OF DIRECTORS

Jesse Brunner

Paul McArthur

Todd Monson

Kelsey Nachtigal

Ryan Peha

vided in this document. As you will see, our students continue to make great strides and improvement. We still have areas to improve. The overall growth within our district happens because of high rigor and expectations, an atmosphere that promotes effective student learning, hard working staff, and excellent teaching.

We are proud of our reputation of providing rigorous and innovative academic courses. The enclosed report illustrates our commitment to our students. We could not achieve such success without your continued support of our staff and students.

Warm regards,

Shauna L Schmerer

# School Report Card

[Click here for additional information on the status of our Report Card redesign, and what is coming next](#)

Select Organization Type:  Select Organization:

## Students Meeting standard on the general state assessment in 2018


	English Language Arts	Math	Science
3rd	N<10	N<10	
4th	N<10	N<10	
5th	N<10	N<10	N<10
6th	72.6%	68.1%	
7th	83.2%	55.4%	
8th	91.6%	91.6%	87.5%

## Students meeting standard on the general assessment in 2016, 2017 and 2018



## Student Enrollment Information

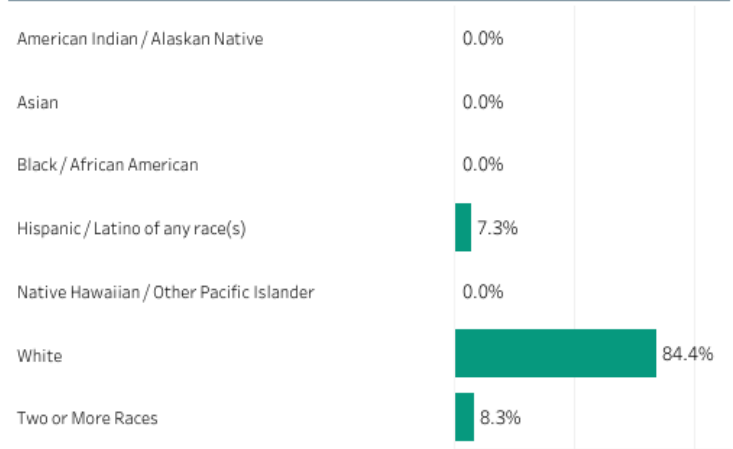
### Enrollment



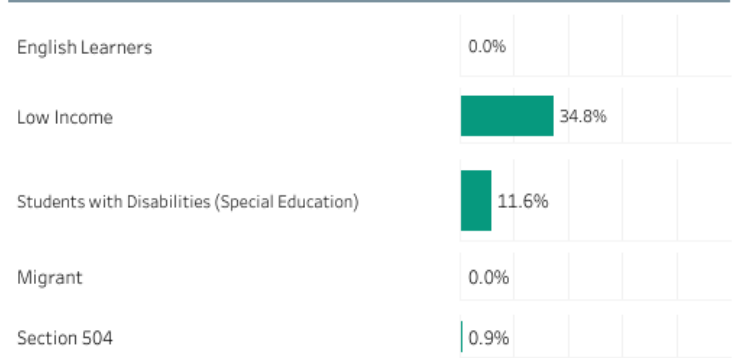
### Gender (Percent of October Enrollment)




### Race/Ethnicity (Percent of October Enrollment)



### Special Programs (Percent of May)



### Other Measures



Educator and Finance Data will be released at a later date

SBAC 17/ State Scores	ELA Almira/ State	Math Almira/ State	Science (MSP)	SBA C 18	ELA	Math	Science
3rd	50%/52.6	100%/57.8			43%/55.5	29%/57.5	
4th	83%/55.2	67%/57.3			50%/57.3	50%/53.8	
5th	88%/58.6	50%/48.6	100%/63.4		80%/59.2	40%/48.5	80%/55.1
6th	83%/55.5	67%/48.2			73%/55.9	68%/48.2	
7th	96%/60.1	91%/49.9			89%/59.6	61%/49	
8th	67%/58.5	58%/47.6	71%/65.9		92%/69.5	92%/47.5	88%/52.9

Almira School District does not discriminate in any programs or activities on the basis of sex, race, creed, religion, color, national origin, age, veteran or military status, sexual orientation, gender expression or identity, disability, or the use of a trained dog guide or service animal and provides equal access to the Boy Scouts and other designated youth groups. The following employee has been designated to handle questions and complaints of alleged discrimination: Shauna Schmerer, Superintendent/Principal PO Box 217, Almira WA 99103 (509) 639-2414.

## Summary of 2017-18 General Fund Budget

### Revenues and Other Financing Sources 2017-18

Local Taxes	264,839.49
State, General/Special Purpose	2,040,319.53
Federal, Special Purpose	77,562.58
From Other School District	5,699.77
<b>Total Revenues</b>	<b>2,388,421.37</b>

### Expenditures

Regular Instruction	1,093,416.65
Special Education Instruction	141,765.25
Vocational Education Instruction	44,647.32
Compensatory Education Instruction	116,397.02
Other Instructional Programs	3,882.71
Support Services	782,729.41
<b>Total Expenditures</b>	<b>3,230,418.36</b>
Beginning Total Fund Balance	864,290
Projected Ending Fund Balance	784,970

## Student Enrollment

Average Enrollment, K-8 55

Average Enrollment, 9-12 22

Average Enrollment, K-12 77

\*This figure includes Almira resident students who attend ACH High School. \*\* This figure does not include residents of Coulee/Hartline School District.

## Almira Staff

Full-Time Equivalent (FTE) Teachers 10

FTE Administrator 1

FTE Classified 5

## Ethnic Diversity of Our Students

Hispanic 7.3%

Two or More Races 8.3%

Caucasian 84.4%

# Annual pesticide report

Almira school district#17  
2017/2018

---

product name	Active primary ingredients	quantity by active ingredient	location applied
cornerstone plus	Glyphosate, Isopropylamine salt	350 oz.	almira school grounds
2-4d Amine	dichlorophenoxyacetic acid dimethylamine salt	24 oz.	almira school grounds
Krover	Bromacil, Diuron	16.25 oz.	almira school grounds
Aduro	ethoxylated fatty amine-glycerol acid complex polyoxyethylene ether blend	290 oz.	almira school grounds
preference	alkylphenol ethoxylate, sodium salts, isopropylamine alcohol	10oz	almira school grounds
Advance 388b ant gel	sodium tetraborate decahydrate	4 grams	almira school building
max force ant gel	fipronil	24 grams	almira school building
talstar professional	bifentrin	1.5 grams	almira school building
hi-yield wasp spray	tetramethrin, methyl, dimethyl, sumithrin	.12 oz.	almira school grounds
enforcer, bug max fogger	cypermethrin	.06 oz.	bus garage

---

## LEVY DOLLARS

How does the District use the LEVY dollars that the patrons voted for?

The district uses levy dollars for student programs. Pre-kindergarten is one of the programs that is funded out of levy dollars. At this time the state does not fully fund early education. By having a Pre-Kindergarten program in the district, our number of students ready and successful in Kindergarten is at the rate of 95%. Those students that do not attend our Pre-K or another readiness program, have been less successful and have needed intervention services more often than 80% of the time. Another example of programs that are funded with levy dollars include 6-12 grade athletics and co-curricular activities. There are several additional programs that the levy funds like our lunch program, our nurse, and even a portion of student traffic safety classes. The levy does not pay teacher or administrative salaries and benefits. The levy amount we collect will be drastically reduced starting in the year 2019. The State no longer allows school districts to collect more than a \$1.50/1000. Our patrons voted a \$2.64/1000 for 2018 and \$2.68 for 2019. The District will lose close to \$40,000 during the 2018-19 school year an additional \$80,000 for the 2019-2020 school year. Without a levy the district would have to look at cuts to programs. We thank our patrons for voting YES for our levy and hope this will continue into the future.

**Title IX Coordinator**

**Name and/or Title: Shauna Schmerer**

**Telephone Number: 509-639-2414**

**Civil Rights Compliance Coordinator**

**Name and/or Title: Shauna Schmerer**

**Telephone Number: 509-639-2414**

**Section 504/ADA Coordinator**

**Name and/or Title: Shauna Schmerer**

**Telephone Number: 509-639-2414**

Almira School District No. 17

P.O. Box 217

Almira, Washington 99103-0217

## POSTAL PATRON